

**BAHRIA COLLEGE KARACHI**  
**NORE I & NAVY HEIGHTS CAMPUS**

**TERM-II SESSION 2020-21**  
**CLASS MONTESSORI BEGINNERS**  
**WORKSHEETS**  
**(25 AUG – 15 SEP 2020)**

Name: \_\_\_\_\_

Respected Parents,

Assalam o Alaikum

We are very grateful for the support and guidance that you are providing to your child to complete the given work independently. Hopefully your child must be enjoying his/her time at home.

Dear parents for Enrichment of vocabulary you are required to read the names given under the pictures and have your child repeat the name after you. It is not necessary that the child should memorize the names but they should be able to identify the picture with its name.

Dear student you are greatly missed by us and we hope and pray to see you soon.  
INSHA ALLAH

**Guidelines for the parents:**


- Download and print the given worksheets.  
(Hardcopy of this set of worksheets is also available at Accounts Office BCK NORE-I)
- Kindly help your child to complete the given work.
- Secure the worksheets in folder and should be submitted when the school resumes.

BAHRIA COLLEGE KARACHI MONTESSORI  
SECTION NORE 1/NAVY HEIGHTS CAMPUS  
CLASS: MONTESSORI BEGINNERS  
Subject: Mathematics


Enrichment of vocabulary

Words beginning with the sound


“p”



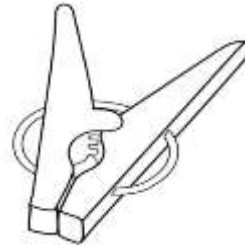
Pond



Pear



Pizza



Peg



Paint



Pin



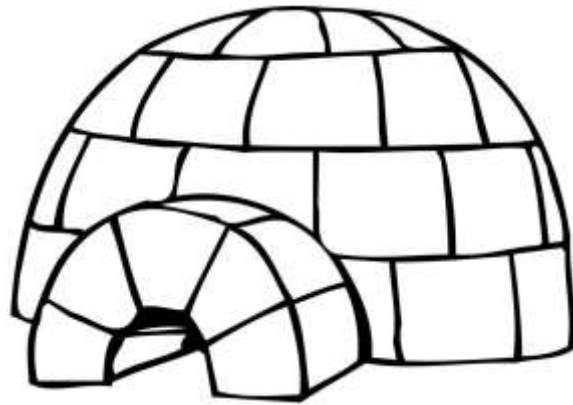
Pineapple



Pan

Enrichment of vocabulary  
Words beginning with the sound

“i”



igloo



ink




iguana

**BAHRIA COLLEGE KARACHI MONTESSORI  
SECTION NORE 1/NAVY HEIGHTS CAMPUS  
CLASS: MONTESSORI BEGINNERS  
Subject: Mathematics**

**Learn names of fruits and colour them.**



Mango



Grapes



Banana

**Learn names of vegetables and colour them.**



Onion



Green Chilli




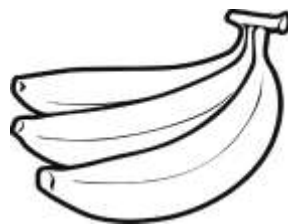

Egg Plant

BAHRIA COLLEGE KARACHI MONTESSORI  
SECTION NORE 1/NAVY HEIGHTS CAMPUS  
CLASS: MONTESSORI BEGINNERS  
Subject: Mathematics


Colour, cut and paste fruits and vegetables in their respective columns.

Fruits

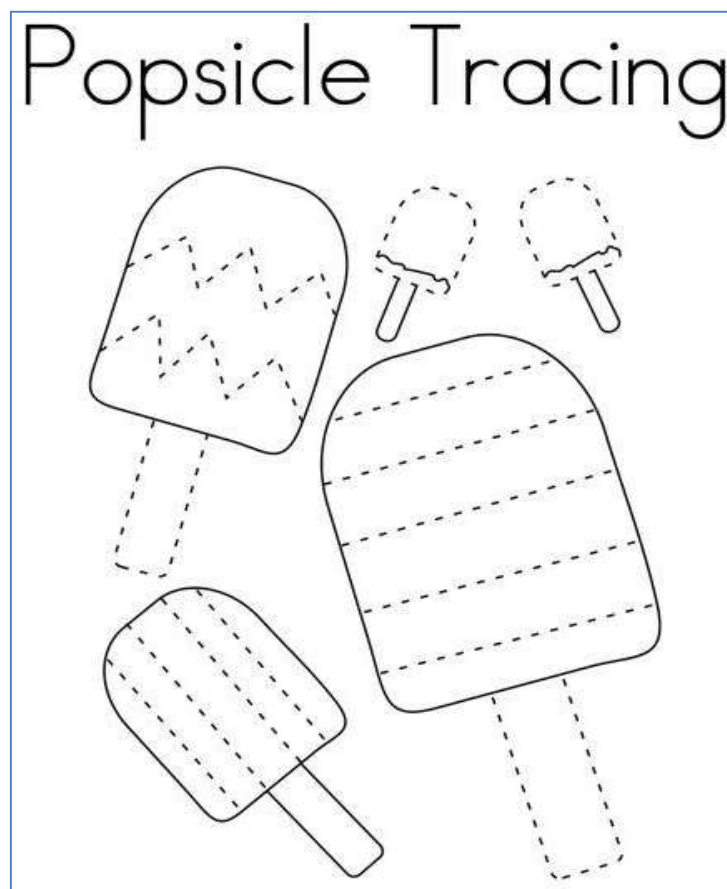
Vegetables



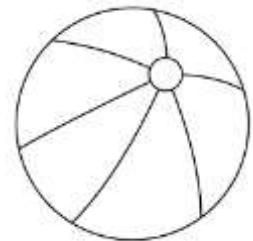
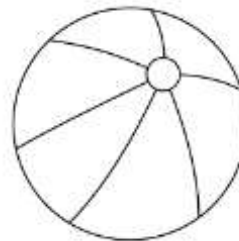
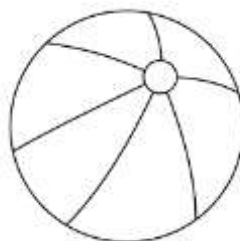
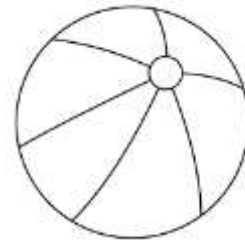
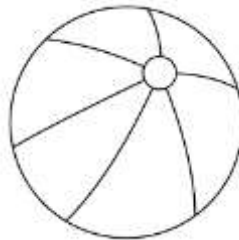
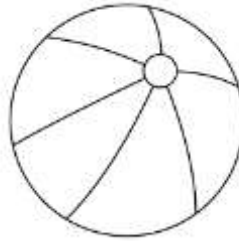
### Tracing activity




### Tracing activity




**INTRODUCTION OF NUMBERS**



**INTRODUCTION OF SHAPES  
COLOUR THESE SHAPES**



Crescent



Star